

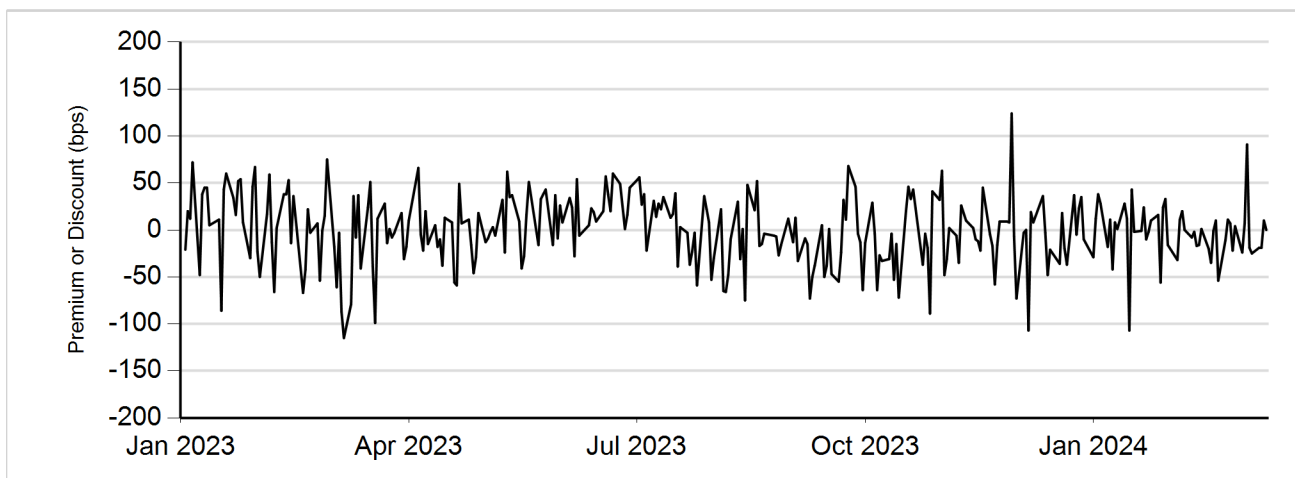
Premium/Discount Range Report

01/01/2023 to 03/31/2024

The tables below provide information about the size and frequency of differences between the per share net asset value ("NAV") of each fund and its market price. NAV is the price at which each fund issues and redeems shares. It is calculated at the end of each trading day (normally 4:00 p.m. EST). Market price is the official closing price of an ETF share. "Premium" generally describes when a fund's market price exceeds its NAV. "Discount" generally describes when a fund's market price is below its NAV. With exchange-traded funds, the market price of each fund's shares is typically slightly higher or lower than its per share NAV. Many factors may contribute to a fund's premium or discount, including the supply and demand for the fund shares, investors' assessments of the underlying value of a fund's portfolio securities, differences between the closing times of the U.S. and non-U.S. markets, and developments after markets close. Note that the premium/discount range of "Between 0.5% and -0.5%" includes the days that the fund's market price equaled its NAV, so there was no premium or discount on these days.

Hartford Multifactor Developed Markets (ex-US) ETF (RODM)

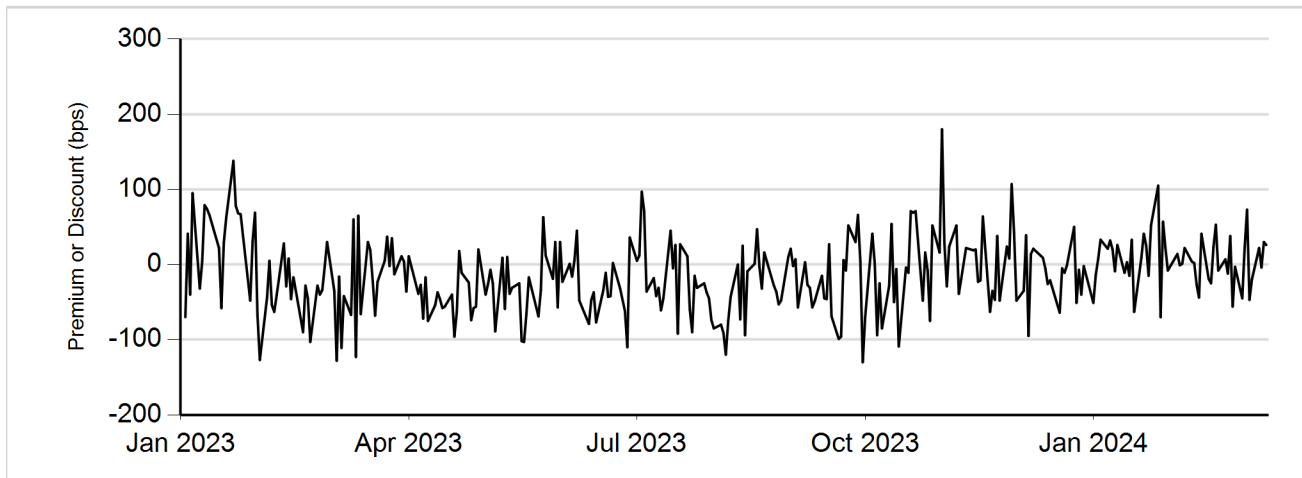
Premium/Discount	Number of Days	Percentage of Total Days
Greater than 2.0%	0	0.00%
Greater than 1.5% and Less than 2.0%	0	0.00%
Greater than 1.0% and Less than 1.5%	1	0.32%
Greater than 0.5% and Less than 1.0%	21	6.75%
Between 0.5% and -0.5%	257	82.64%
Less than -0.5% and Greater than -1.0%	29	9.32%
Less than -1.0% and Greater than -1.5%	3	0.96%
Less than -1.5% and Greater than -2.0%	0	0.00%
Less than -2.0%	0	0.00%
Total	311	100.00%



	Calendar Year 2023	First Quarter of 2024
Days Traded at Premium	128	30
Days Traded at Discount	122	31

Hartford Multifactor Emerging Markets ETF (ROAM)

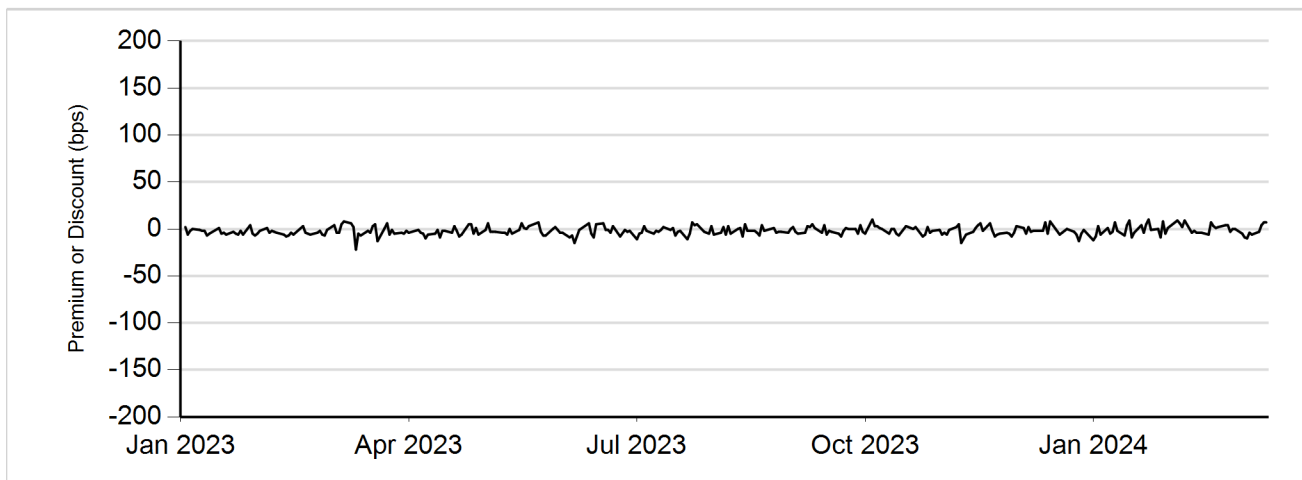
Premium/Discount	Number of Days	Percentage of Total Days
Greater than 2.0%	0	0.00%
Greater than 1.5% and Less than 2.0%	1	0.32%
Greater than 1.0% and Less than 1.5%	3	0.96%
Greater than 0.5% and Less than 1.0%	27	8.68%
Between 0.5% and -0.5%	212	68.17%
Less than -0.5% and Greater than -1.0%	57	18.33%
Less than -1.0% and Greater than -1.5%	11	3.54%
Less than -1.5% and Greater than -2.0%	0	0.00%
Less than -2.0%	0	0.00%
Total	311	100.00%



	Calendar Year 2023	First Quarter of 2024
Days Traded at Premium	92	31
Days Traded at Discount	158	30

Hartford Multifactor US Equity ETF (ROUS)

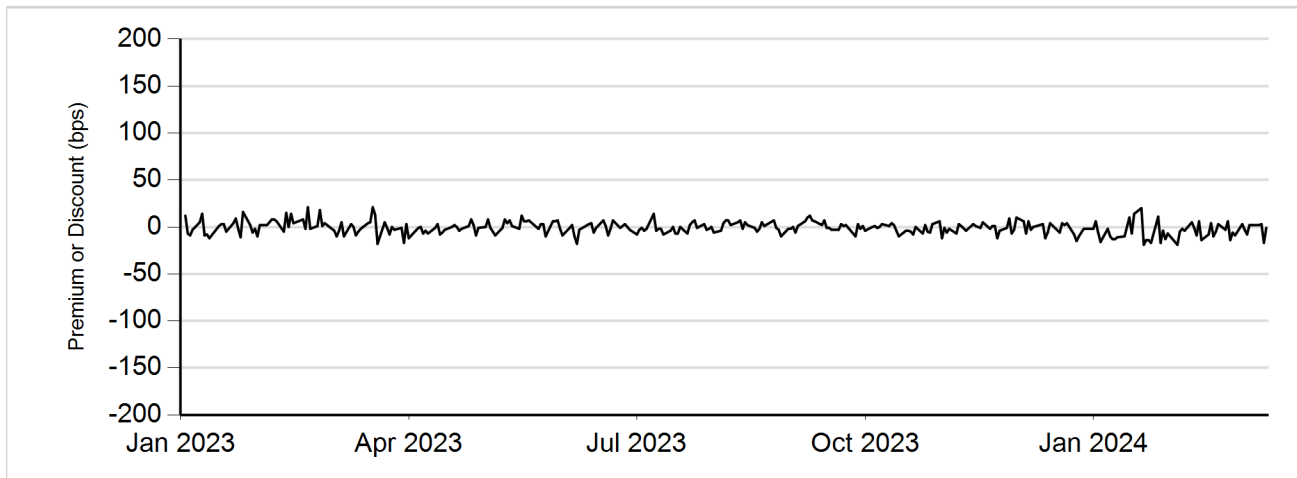
Premium/Discount	Number of Days	Percentage of Total Days
Greater than 2.0%	0	0.00%
Greater than 1.5% and Less than 2.0%	0	0.00%
Greater than 1.0% and Less than 1.5%	0	0.00%
Greater than 0.5% and Less than 1.0%	0	0.00%
Between 0.5% and -0.5%	311	100.00%
Less than -0.5% and Greater than -1.0%	0	0.00%
Less than -1.0% and Greater than -1.5%	0	0.00%
Less than -1.5% and Greater than -2.0%	0	0.00%
Less than -2.0%	0	0.00%
Total	311	100.00%



	Calendar Year 2023	First Quarter of 2024
Days Traded at Premium	81	27
Days Traded at Discount	169	34

Hartford Multifactor Small Cap ETF (ROSC)

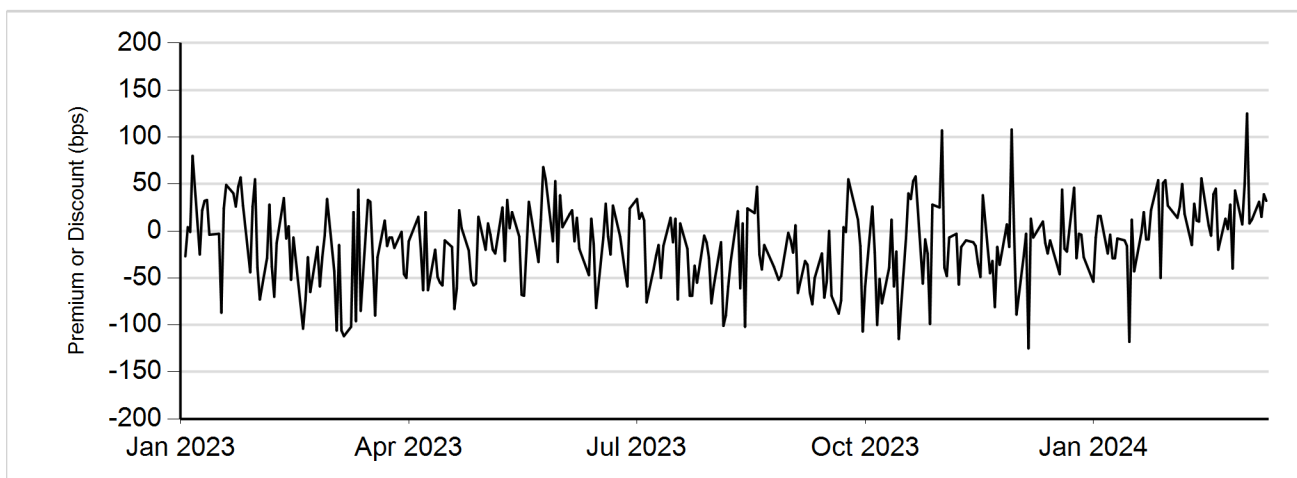
Premium/Discount	Number of Days	Percentage of Total Days
Greater than 2.0%	0	0.00%
Greater than 1.5% and Less than 2.0%	0	0.00%
Greater than 1.0% and Less than 1.5%	0	0.00%
Greater than 0.5% and Less than 1.0%	0	0.00%
Between 0.5% and -0.5%	311	100.00%
Less than -0.5% and Greater than -1.0%	0	0.00%
Less than -1.0% and Greater than -1.5%	0	0.00%
Less than -1.5% and Greater than -2.0%	0	0.00%
Less than -2.0%	0	0.00%
Total	311	100.00%



	Calendar Year 2023	First Quarter of 2024
Days Traded at Premium	127	19
Days Traded at Discount	123	42

Hartford Multifactor Diversified International ETF (RODE)

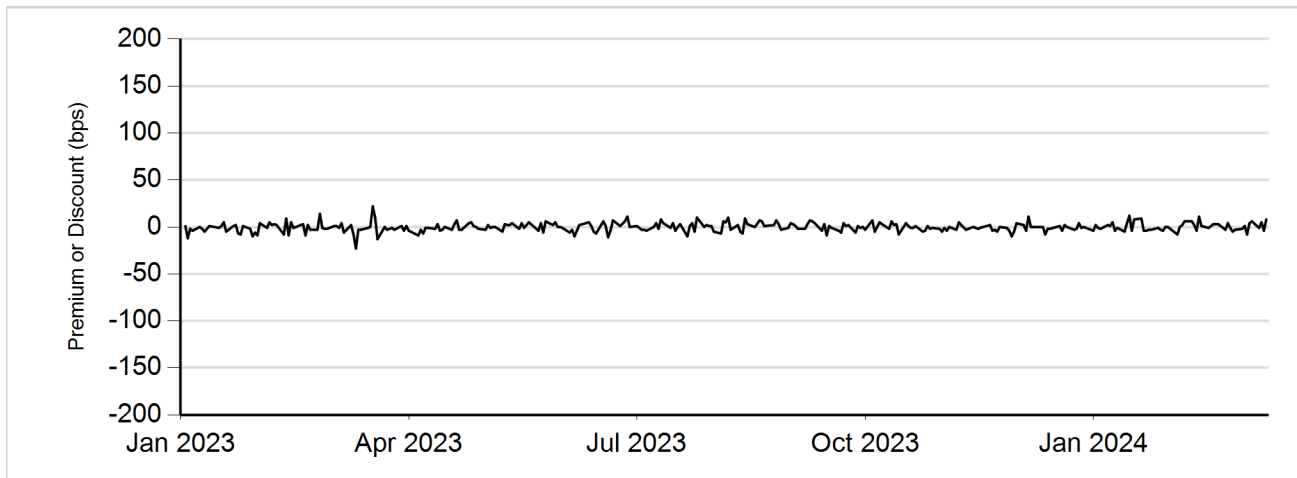
Premium/Discount	Number of Days	Percentage of Total Days
Greater than 2.0%	0	0.00%
Greater than 1.5% and Less than 2.0%	0	0.00%
Greater than 1.0% and Less than 1.5%	3	0.96%
Greater than 0.5% and Less than 1.0%	14	4.50%
Between 0.5% and -0.5%	230	73.95%
Less than -0.5% and Greater than -1.0%	52	16.72%
Less than -1.0% and Greater than -1.5%	12	3.86%
Less than -1.5% and Greater than -2.0%	0	0.00%
Less than -2.0%	0	0.00%
Total	311	100.00%



	Calendar Year 2023	First Quarter of 2024
Days Traded at Premium	79	35
Days Traded at Discount	171	26

Hartford Disciplined US Equity ETF (HDUS)

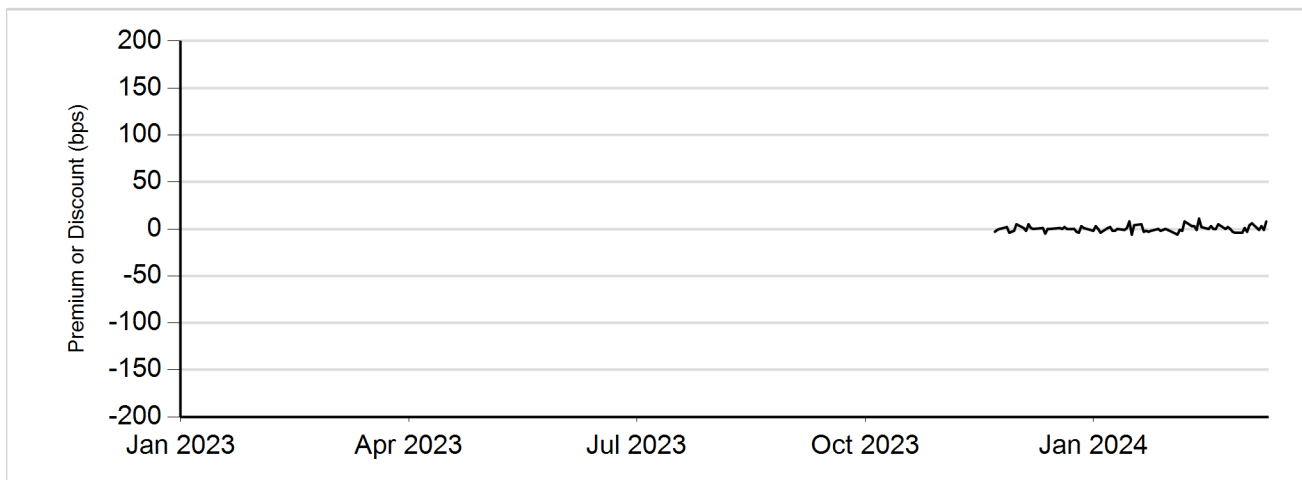
Premium/Discount	Number of Days	Percentage of Total Days
Greater than 2.0%	0	0.00%
Greater than 1.5% and Less than 2.0%	0	0.00%
Greater than 1.0% and Less than 1.5%	0	0.00%
Greater than 0.5% and Less than 1.0%	0	0.00%
Between 0.5% and -0.5%	311	100.00%
Less than -0.5% and Greater than -1.0%	0	0.00%
Less than -1.0% and Greater than -1.5%	0	0.00%
Less than -1.5% and Greater than -2.0%	0	0.00%
Less than -2.0%	0	0.00%
Total	311	100.00%



	Calendar Year 2023	First Quarter of 2024
Days Traded at Premium	129	32
Days Traded at Discount	121	29

Hartford US Quality Growth ETF (HQGO)

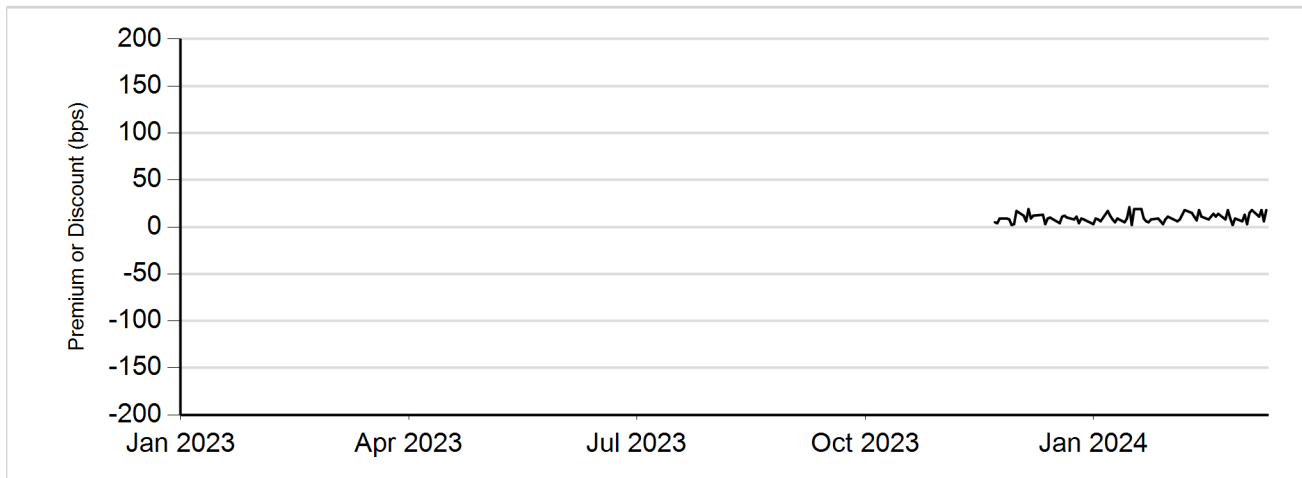
Premium/Discount	Number of Days	Percentage of Total Days
Greater than 2.0%	0	0.00%
Greater than 1.5% and Less than 2.0%	0	0.00%
Greater than 1.0% and Less than 1.5%	0	0.00%
Greater than 0.5% and Less than 1.0%	0	0.00%
Between 0.5% and -0.5%	78	100.00%
Less than -0.5% and Greater than -1.0%	0	0.00%
Less than -1.0% and Greater than -1.5%	0	0.00%
Less than -1.5% and Greater than -2.0%	0	0.00%
Less than -2.0%	0	0.00%
Total	78	100.00%



	Calendar Year 2023	First Quarter of 2024
Days Traded at Premium	10	36
Days Traded at Discount	7	25

Hartford US Value ETF (VMAX)

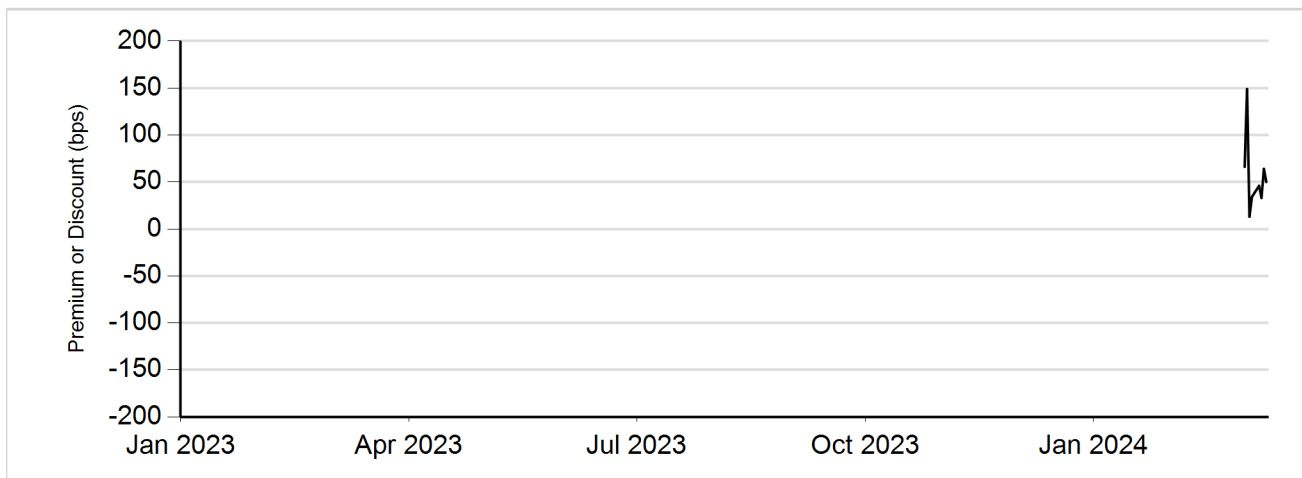
Premium/Discount	Number of Days	Percentage of Total Days
Greater than 2.0%	0	0.00%
Greater than 1.5% and Less than 2.0%	0	0.00%
Greater than 1.0% and Less than 1.5%	0	0.00%
Greater than 0.5% and Less than 1.0%	0	0.00%
Between 0.5% and -0.5%	78	100.00%
Less than -0.5% and Greater than -1.0%	0	0.00%
Less than -1.0% and Greater than -1.5%	0	0.00%
Less than -1.5% and Greater than -2.0%	0	0.00%
Less than -2.0%	0	0.00%
Total	78	100.00%



	Calendar Year 2023	First Quarter of 2024
Days Traded at Premium	17	61
Days Traded at Discount	0	0

Hartford Multifactor International Small Company ETF (ROIS)

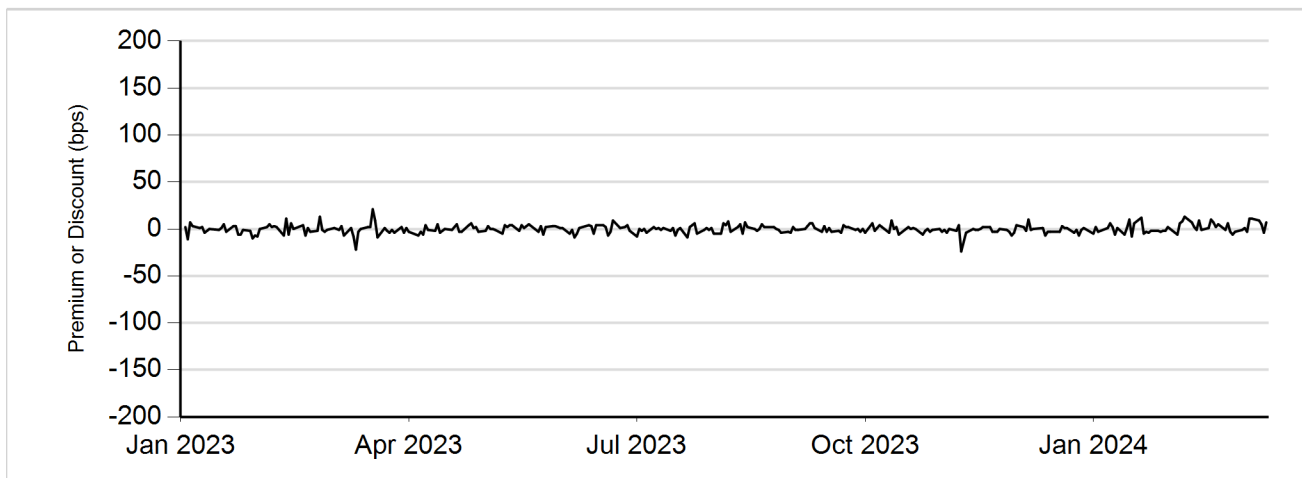
Premium/Discount	Number of Days	Percentage of Total Days
Greater than 2.0%	0	0.00%
Greater than 1.5% and Less than 2.0%	0	0.00%
Greater than 1.0% and Less than 1.5%	1	12.50%
Greater than 0.5% and Less than 1.0%	2	25.00%
Between 0.5% and -0.5%	5	62.50%
Less than -0.5% and Greater than -1.0%	0	0.00%
Less than -1.0% and Greater than -1.5%	0	0.00%
Less than -1.5% and Greater than -2.0%	0	0.00%
Less than -2.0%	0	0.00%
Total	8	100.00%



	First Quarter of 2024
Days Traded at Premium	8
Days Traded at Discount	0

Hartford Longevity Economy ETF (HLGE)

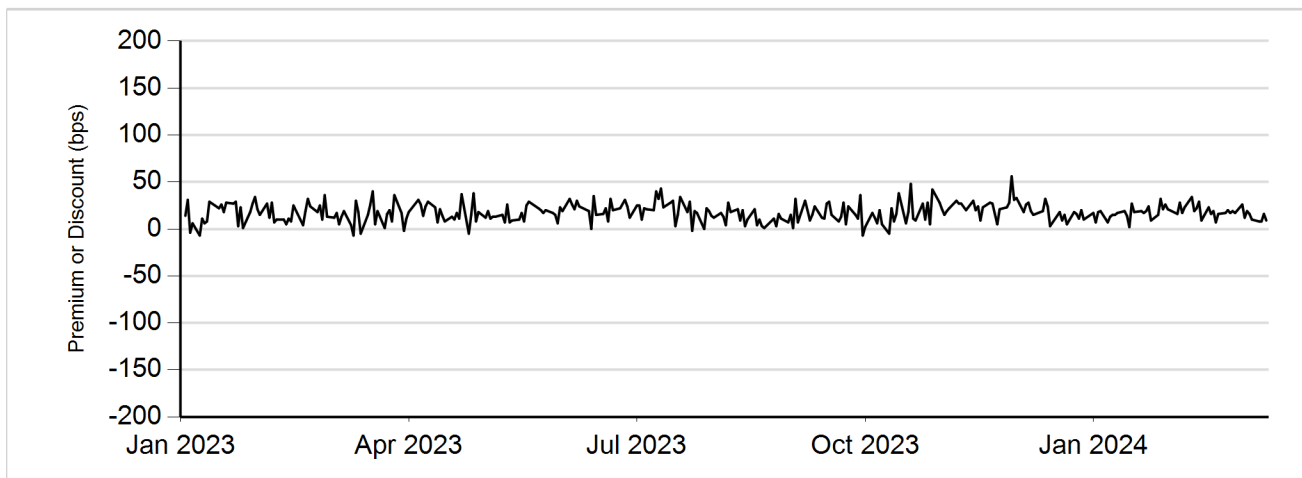
Premium/Discount	Number of Days	Percentage of Total Days
Greater than 2.0%	0	0.00%
Greater than 1.5% and Less than 2.0%	0	0.00%
Greater than 1.0% and Less than 1.5%	0	0.00%
Greater than 0.5% and Less than 1.0%	0	0.00%
Between 0.5% and -0.5%	311	100.00%
Less than -0.5% and Greater than -1.0%	0	0.00%
Less than -1.0% and Greater than -1.5%	0	0.00%
Less than -1.5% and Greater than -2.0%	0	0.00%
Less than -2.0%	0	0.00%
Total	311	100.00%



	Calendar Year 2023	First Quarter of 2024
Days Traded at Premium	136	32
Days Traded at Discount	114	29

Hartford Total Return Bond ETF (HTRB)

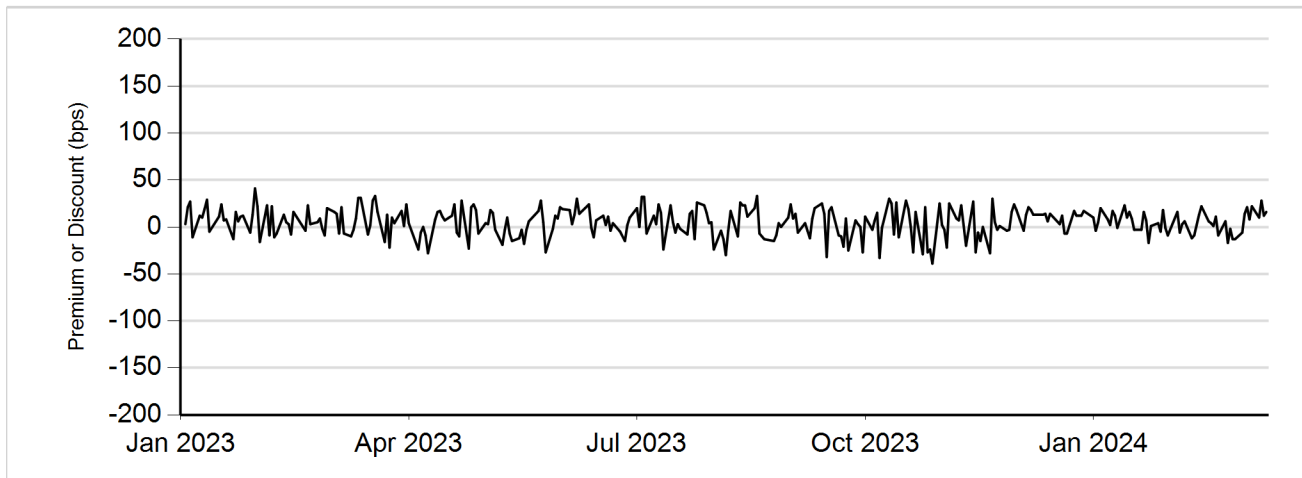
Premium/Discount	Number of Days	Percentage of Total Days
Greater than 2.0%	0	0.00%
Greater than 1.5% and Less than 2.0%	0	0.00%
Greater than 1.0% and Less than 1.5%	0	0.00%
Greater than 0.5% and Less than 1.0%	1	0.32%
Between 0.5% and -0.5%	310	99.68%
Less than -0.5% and Greater than -1.0%	0	0.00%
Less than -1.0% and Greater than -1.5%	0	0.00%
Less than -1.5% and Greater than -2.0%	0	0.00%
Less than -2.0%	0	0.00%
Total	311	100.00%



	Calendar Year 2023	First Quarter of 2024
Days Traded at Premium	241	61
Days Traded at Discount	9	0

Hartford Municipal Opportunities ETF (HMOP)

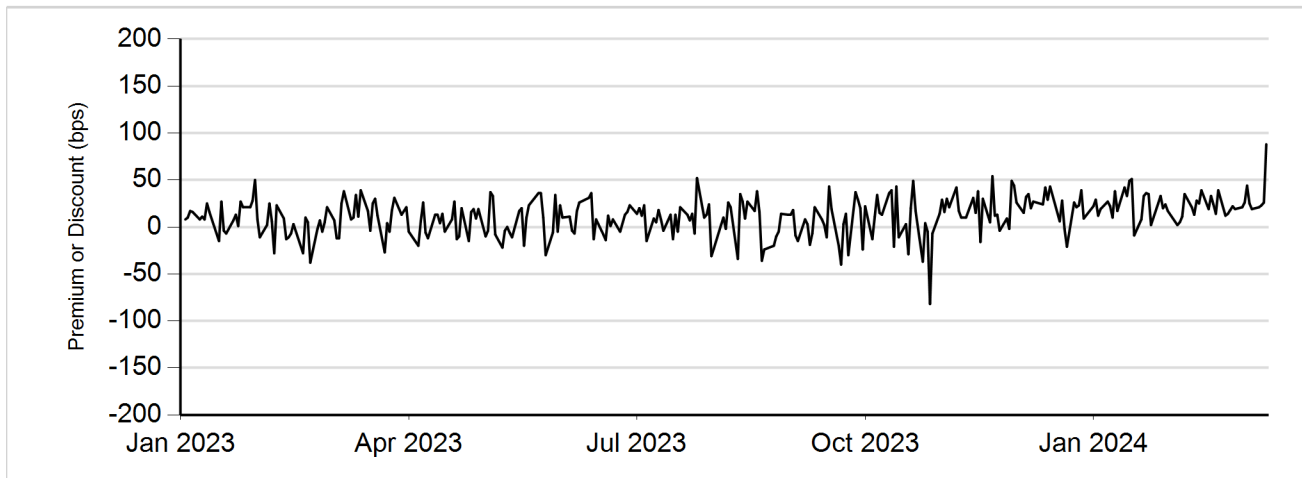
Premium/Discount	Number of Days	Percentage of Total Days
Greater than 2.0%	0	0.00%
Greater than 1.5% and Less than 2.0%	0	0.00%
Greater than 1.0% and Less than 1.5%	0	0.00%
Greater than 0.5% and Less than 1.0%	0	0.00%
Between 0.5% and -0.5%	311	100.00%
Less than -0.5% and Greater than -1.0%	0	0.00%
Less than -1.0% and Greater than -1.5%	0	0.00%
Less than -1.5% and Greater than -2.0%	0	0.00%
Less than -2.0%	0	0.00%
Total	311	100.00%



	Calendar Year 2023	First Quarter of 2024
Days Traded at Premium	160	42
Days Traded at Discount	90	19

Hartford Schrodgers Tax-Aware Bond ETF (HTAB)

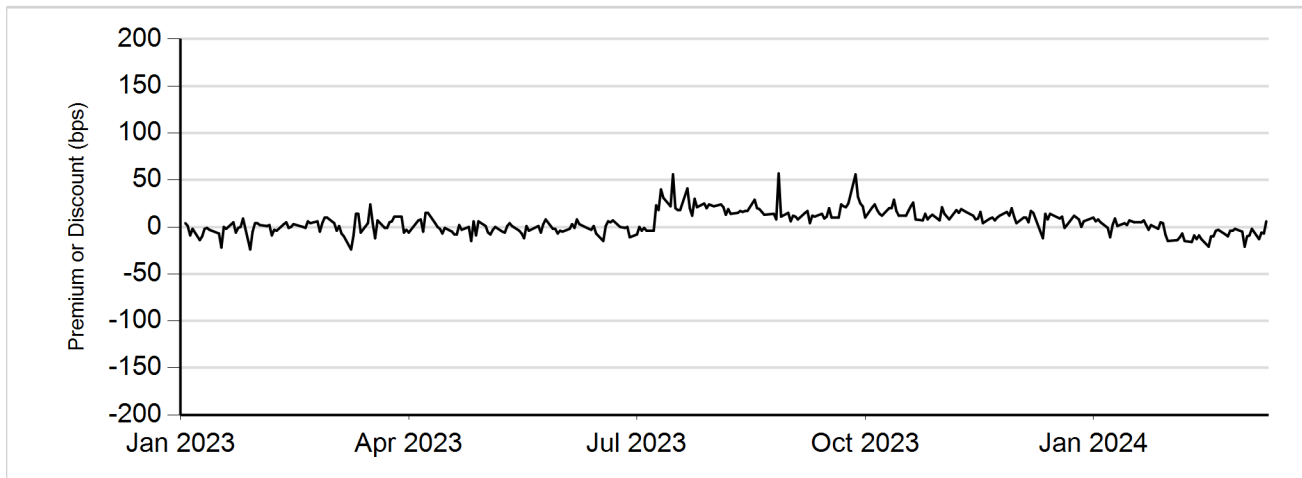
Premium/Discount	Number of Days	Percentage of Total Days
Greater than 2.0%	0	0.00%
Greater than 1.5% and Less than 2.0%	0	0.00%
Greater than 1.0% and Less than 1.5%	0	0.00%
Greater than 0.5% and Less than 1.0%	4	1.29%
Between 0.5% and -0.5%	306	98.39%
Less than -0.5% and Greater than -1.0%	1	0.32%
Less than -1.0% and Greater than -1.5%	0	0.00%
Less than -1.5% and Greater than -2.0%	0	0.00%
Less than -2.0%	0	0.00%
Total	311	100.00%



	Calendar Year 2023	First Quarter of 2024
Days Traded at Premium	174	58
Days Traded at Discount	76	3

Hartford AAA CLO ETF (HSRT)

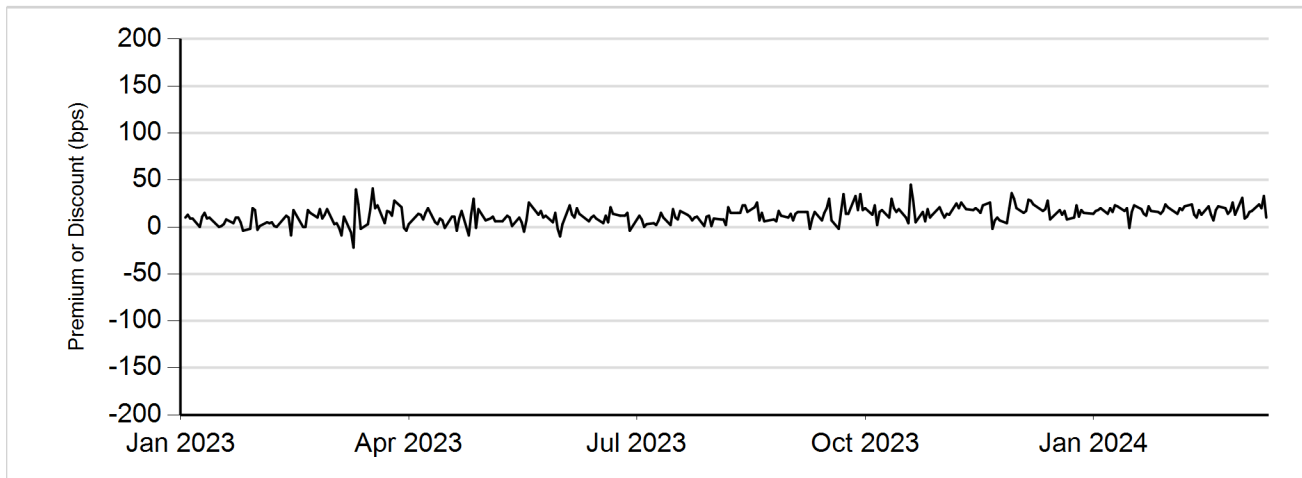
Premium/Discount	Number of Days	Percentage of Total Days
Greater than 2.0%	0	0.00%
Greater than 1.5% and Less than 2.0%	0	0.00%
Greater than 1.0% and Less than 1.5%	0	0.00%
Greater than 0.5% and Less than 1.0%	3	0.96%
Between 0.5% and -0.5%	308	99.04%
Less than -0.5% and Greater than -1.0%	0	0.00%
Less than -1.0% and Greater than -1.5%	0	0.00%
Less than -1.5% and Greater than -2.0%	0	0.00%
Less than -2.0%	0	0.00%
Total	311	100.00%



	Calendar Year 2023	First Quarter of 2024
Days Traded at Premium	179	27
Days Traded at Discount	71	34

Hartford Core Bond ETF (HCRB)

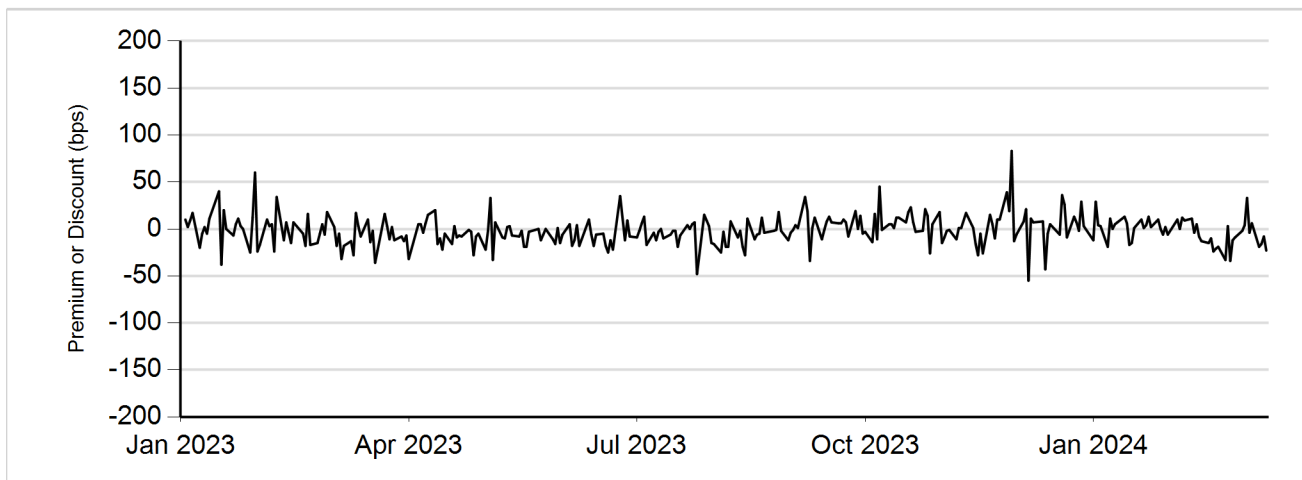
Premium/Discount	Number of Days	Percentage of Total Days
Greater than 2.0%	0	0.00%
Greater than 1.5% and Less than 2.0%	0	0.00%
Greater than 1.0% and Less than 1.5%	0	0.00%
Greater than 0.5% and Less than 1.0%	0	0.00%
Between 0.5% and -0.5%	311	100.00%
Less than -0.5% and Greater than -1.0%	0	0.00%
Less than -1.0% and Greater than -1.5%	0	0.00%
Less than -1.5% and Greater than -2.0%	0	0.00%
Less than -2.0%	0	0.00%
Total	311	100.00%



	Calendar Year 2023	First Quarter of 2024
Days Traded at Premium	228	60
Days Traded at Discount	22	1

Hartford Schroders Commodity Strategy ETF (HCOM)

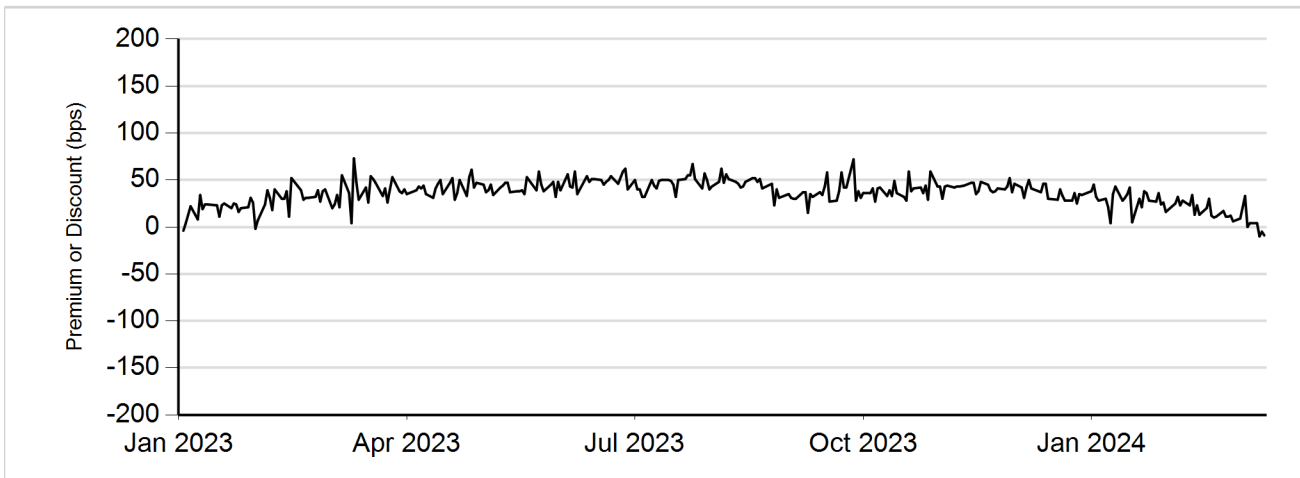
Premium/Discount	Number of Days	Percentage of Total Days
Greater than 2.0%	0	0.00%
Greater than 1.5% and Less than 2.0%	0	0.00%
Greater than 1.0% and Less than 1.5%	0	0.00%
Greater than 0.5% and Less than 1.0%	2	0.64%
Between 0.5% and -0.5%	308	99.04%
Less than -0.5% and Greater than -1.0%	1	0.32%
Less than -1.0% and Greater than -1.5%	0	0.00%
Less than -1.5% and Greater than -2.0%	0	0.00%
Less than -2.0%	0	0.00%
Total	311	100.00%



	Calendar Year 2023	First Quarter of 2024
Days Traded at Premium	111	34
Days Traded at Discount	139	27

Hartford Sustainable Income ETF (HSUN)

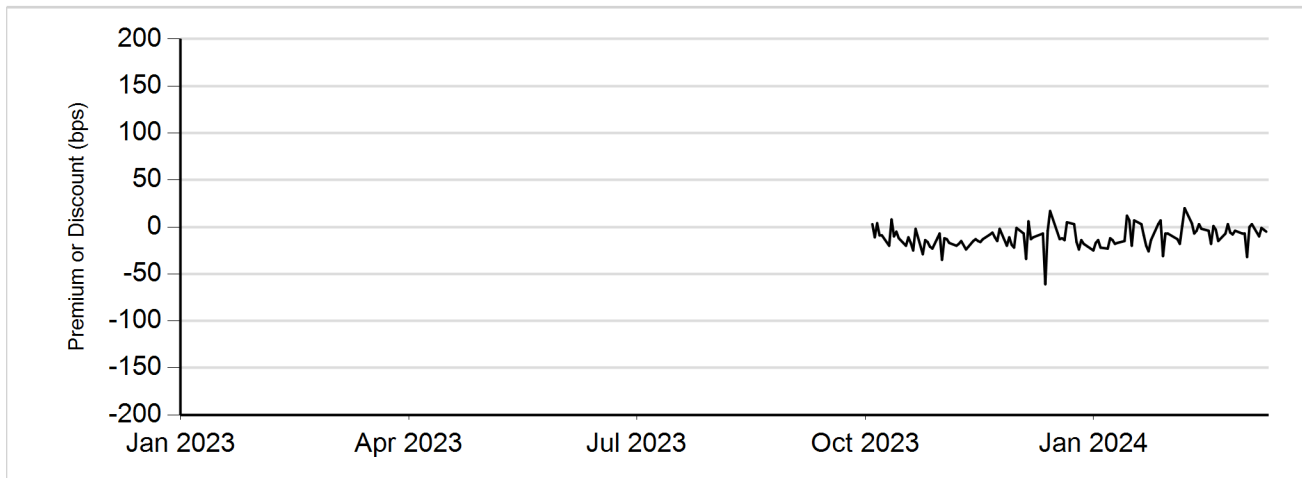
Premium/Discount	Number of Days	Percentage of Total Days
Greater than 2.0%	0	0.00%
Greater than 1.5% and Less than 2.0%	0	0.00%
Greater than 1.0% and Less than 1.5%	0	0.00%
Greater than 0.5% and Less than 1.0%	42	13.50%
Between 0.5% and -0.5%	269	86.50%
Less than -0.5% and Greater than -1.0%	0	0.00%
Less than -1.0% and Greater than -1.5%	0	0.00%
Less than -1.5% and Greater than -2.0%	0	0.00%
Less than -2.0%	0	0.00%
Total	311	100.00%



	Calendar Year 2023	First Quarter of 2024
Days Traded at Premium	248	58
Days Traded at Discount	2	3

Hartford Quality Value ETF (QUVU)

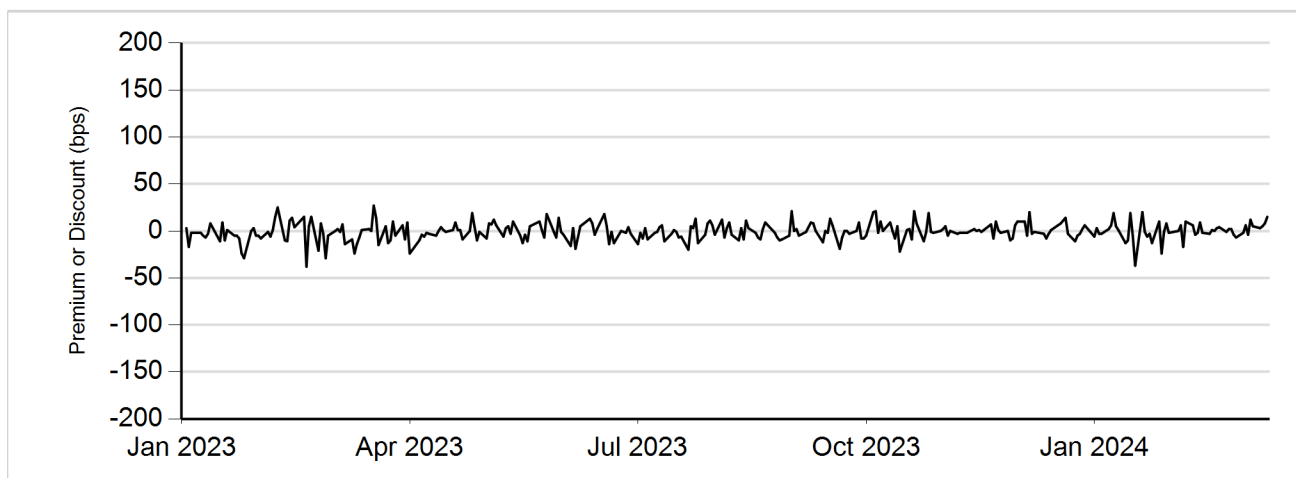
Premium/Discount	Number of Days	Percentage of Total Days
Greater than 2.0%	0	0.00%
Greater than 1.5% and Less than 2.0%	0	0.00%
Greater than 1.0% and Less than 1.5%	0	0.00%
Greater than 0.5% and Less than 1.0%	0	0.00%
Between 0.5% and -0.5%	113	99.12%
Less than -0.5% and Greater than -1.0%	1	0.88%
Less than -1.0% and Greater than -1.5%	0	0.00%
Less than -1.5% and Greater than -2.0%	0	0.00%
Less than -2.0%	0	0.00%
Total	114	100.00%



	Calendar Year 2023	First Quarter of 2024
Days Traded at Premium	5	16
Days Traded at Discount	48	45

Hartford Large Cap Growth ETF (HFGO)

Premium/Discount	Number of Days	Percentage of Total Days
Greater than 2.0%	0	0.00%
Greater than 1.5% and Less than 2.0%	0	0.00%
Greater than 1.0% and Less than 1.5%	0	0.00%
Greater than 0.5% and Less than 1.0%	0	0.00%
Between 0.5% and -0.5%	311	100.00%
Less than -0.5% and Greater than -1.0%	0	0.00%
Less than -1.0% and Greater than -1.5%	0	0.00%
Less than -1.5% and Greater than -2.0%	0	0.00%
Less than -2.0%	0	0.00%
Total	311	100.00%



	Calendar Year 2023	First Quarter of 2024
Days Traded at Premium	120	33
Days Traded at Discount	130	28

Investors should carefully consider a fund's investment objectives, risks, charges and expenses. This and other important information is contained in the fund's prospectus and summary prospectus, which can be obtained by visiting hartfordfunds.com. Please read it carefully before investing.

Investing involves risk, including the possible loss of principal

ETFs are distributed by ALPS Distributors, Inc. (ALPS). Advisory services may be provided by Hartford Funds Management Company, LLC (HFMC) or its wholly owned subsidiary, Lattice Strategies LLC (Lattice). HFMC and Lattice are SEC registered investment advisers. Hartford Funds refers to Hartford Funds Distributors, LLC, Member FINRA, HFMC, and Lattice, which are not affiliated with ALPS.

* Funds that commenced trading after 1/1/2023 do not have full report period history. Please refer to each fund's webpage on HartfordFunds.com for more information.

3491490 LAT002623