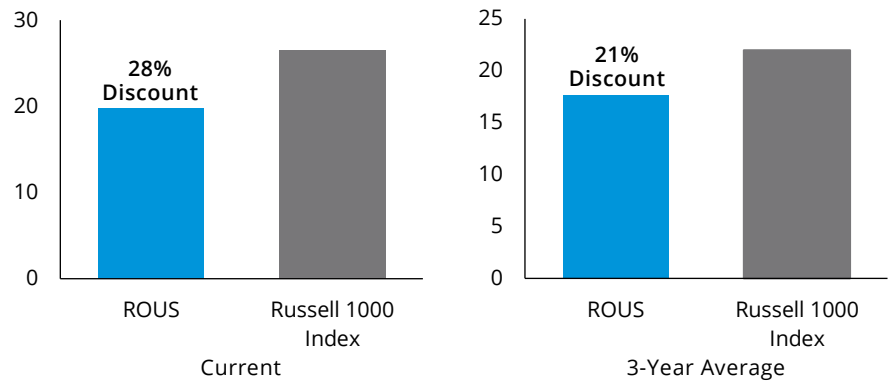


Investors concerned about stock exposure in cap-weighted ETFs should consider a defensive-minded, valuation-focused, multifactor ETF that seeks to improve diversification by reducing concentration and lowering volatility.

Lower Valuation

ROUS emphasizes stocks with low valuations compared to the Russell 1000 Index² while also taking into account company fundamentals and market sentiment.

Price-to-Earnings¹

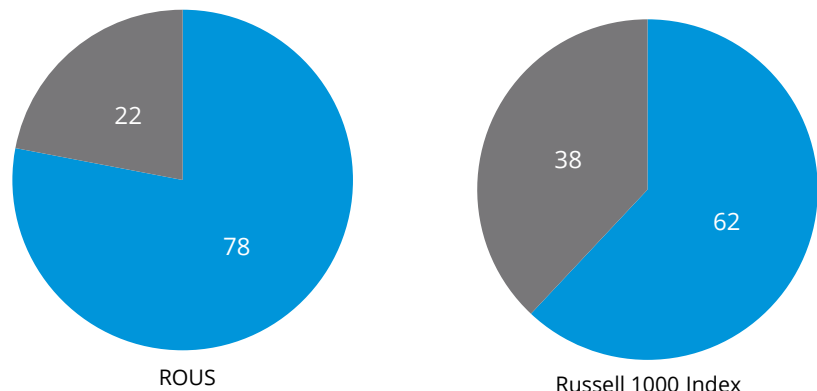


As of 9/30/24. **Past performance does not guarantee future results.** Indices are unmanaged and not available for direct investment. Source: FactSet, 10/24.

Lower Volatility

By emphasizing companies with low betas³, ROUS seeks to dampen relative market volatility to help provide a steadier investment experience. The ETF seeks to reduce volatility by up to 15% over a complete market cycle vs. capitalization-weighted indices.

Percentage of Portfolio Holdings by Beta



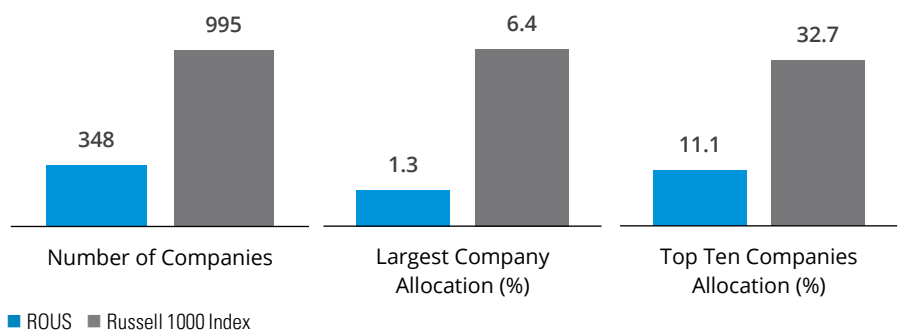
■ Less Than 1 ■ Greater Than 1

As of 9/30/24. Individual holdings beta calculated relative to the Russell 1000 Index. Source: FactSet and Hartford Funds, 10/24.

Lower Concentration

Investing beyond the biggest companies and sectors in the market may help ROUS achieve a more diversified portfolio with less concentration risk than capitalization-weighted indices.

Company Diversification



■ ROUS ■ Russell 1000 Index

As of 9/30/24. For illustrative purposes only. Source: FactSet and Hartford Funds, 10/24.

Diversification does not ensure a profit or protect against a loss in a declining market.



Overall Morningstar Rating™ 4
 1085 Products | Large Value
 Category Based on Risk-Adjusted
 Returns as of 9/30/24



Morningstar Medalist Rating™ 5
 as of 10/20/23

Performance (%) as of 9/30/24

	Average Annual Total Returns					Total Operating Expenses (%) ⁶
	YTD	1 Year	3 Year	5 Year	Since Inception	
Hartford Multifactor US Equity ETF						0.19
NAV	19.19	31.23	11.14	12.11	9.96	—
Market Price	19.17	31.20	11.14	12.11	9.95	—
Hartford Multifactor Large Cap Spliced Index ⁷	19.29	31.12	11.24	12.25	—	
Russell 1000 Index	21.18	35.68	10.83	15.64	—	
Russell 1000 Value Index	16.68	27.76	9.03	10.69	—	
Morningstar Large Value Category Average	15.90	27.14	9.58	11.24	—	

ETF Inception: 2/25/15

Performance data quoted represents past performance and does not guarantee future results. The investment return and principal value of an investment will fluctuate so that an investor's shares, when redeemed, may be worth more or less than their original cost. Current performance may be lower or higher than the performance data quoted. For more current performance information to the most recent month ended, please visit hartfordfunds.com.

¹ Price/Earnings is the ratio of a stock's price to its earnings per share.

² Russell 1000 Index measures the performance of the large-cap segment of the U.S. equity universe. It is a subset of the Russell 3000 Index and includes approximately 1000 of the largest securities based on a combination of their market cap and current index membership.

³ Beta is a measure of risk that indicates the price sensitivity of a security or a portfolio relative to a specified market index.

⁴ Star Ratings: 3-year 4 stars out of 1085 products and 5-year 4 stars out of 1031 products for the period ended herein. Other share classes may have different ratings. The Morningstar Rating™ for funds, or "star rating", is calculated for funds and separate accounts with at least a 3-year history. Exchange-traded funds and open-ended mutual funds are considered a single population for comparative purposes. Star rating based on a Morningstar Risk-Adjusted Return measure that accounts for variation in a managed product's monthly excess performance (without adjusting for any sales load, if applicable), placing more emphasis on downward variations and rewarding consistent performance. 5 stars are assigned to the top 10%, 4 stars to the next 22.5%, 3 stars to the next 35%, 2 stars to the next 22.5%, and 1 star to the bottom 10%. Overall Morningstar Rating is derived from a weighted average of the performance figures associated with its 3-, 5-, and 10-year (if applicable) Morningstar Rating metrics. For more information about the Morningstar Fund Ratings, including their methodology, please go to global.morningstar.com/managerdisclosures.

⁵ Analyst-Driven %: 100. Data Coverage %: 100. The Morningstar Medalist Rating™ is the summary expression of Morningstar's forward-looking analysis using a rating scale of Gold, Silver, Bronze, Neutral, and Negative. The Medalist Ratings indicate which funds Morningstar believes are likely to outperform a relevant index or peer group average on a risk-adjusted basis over time. Funds are evaluated on three key pillars (People, Parent, and Process) which, when coupled with a fee assessment, forms the basis for the Medalist Rating they're assigned. Pillar ratings (Low, Below Average, Average, Above Average, and High) may be evaluated via an analyst's qualitative assessment (Analyst-Driven %) or using algorithmic techniques (Data Coverage %). Funds are sorted by their expected performance into rating groups defined by their Morningstar Category and their active or passive status. When analysts directly cover a fund, the rating is monitored and reevaluated at least every 14 months. When a fund is covered either indirectly by analysts or by algorithm, the rating is assigned monthly. For more detailed information, including their methodology, please go to global.morningstar.com/managerdisclosures. Morningstar Medalist Ratings are not statements of fact, nor are they credit or risk ratings. They (i) should not be used as the sole basis in evaluating a fund, (ii) involve unknown risks and uncertainties which may cause expectations not to occur or to differ significantly from what was expected, (iii) are not guaranteed to be based on complete or accurate assumptions or models when determined algorithmically, (iv) involve the risk that the return target will not be met due to such things as unforeseen changes in management, technology, economic development, interest rate development, operating and/or material costs, competitive pressure, supervisory law, exchange rate, tax rates, exchange rate changes, and/or changes in political and social conditions, and (v) should not be considered an offer or solicitation to buy or sell a fund. A change in the fundamental factors underlying the Morningstar Medalist Rating can mean that the rating is subsequently no longer accurate. ©2024 Morningstar, Inc. All rights reserved. The information contained herein: (1) is proprietary to Morningstar and/or its content providers; (2) may not be copied or distributed; and (3) is not warranted to be accurate, complete or timely. Neither Morningstar nor its content providers are responsible for any damages or losses arising from any use of this information.

⁶ Expenses are the total annual fund operating expenses as shown in the most recent prospectus.

⁷ The Hartford Multifactor Large Cap Spliced Index reflects the performance of the US Equity Index through 9/11/19 and the performance of the Large Cap Index thereafter. The Fund's performance and historical returns shown for the periods prior to 9/11/19 are not necessarily indicative of the performance that the Fund would have generated based on its current custom underlying index.

ETF shares are bought and sold at market price, not net asset value (NAV). Total returns are calculated using the daily 4:00 p.m. Eastern Time NAV. Market price returns reflect the midpoint of the bid/ask spread as of the close of trading on the exchange where Fund shares are listed. Market price returns do not represent the returns an investor would receive if they traded shares at other times. Brokerage commissions apply and will reduce returns.

Fund Objective: Seeks to provide investment results that, before fees and expenses, correspond to the total return performance of an index that tracks the performance of exchange traded U.S. equity securities.

Important Risks: Investing involves risk, including the possible loss of principal. The net asset value (NAV) of the Fund's shares may fluctuate due to changes in the market value of the Fund's holdings which may in-turn fluctuate due to market and economic conditions. The market prices of the Fund's shares will generally fluctuate due to changes in the relative supply of and demand for the shares on an exchange. • The Fund is not actively managed but rather attempts to track the performance of an index. The Fund's returns may diverge from that of the index. • Investments focused in an industry or group of industries may increase volatility and risk.

Investors should carefully consider a fund's investment objectives, risks, charges and expenses. This and other important information is contained in the fund's prospectus and summary prospectus, which can be obtained by visiting hartfordfunds.com. Please read it carefully before investing.

ETFs are distributed by ALPS Distributors, Inc. (ALPS). Advisory services may be provided by Hartford Funds Management Company, LLC (HFMC), or its wholly owned subsidiary, Lattice Strategies LLC (Lattice). HFMC and Lattice are SEC registered investment advisers. Hartford Funds refers to Hartford Funds Distributors, LLC, Member FINRA, HFMC, and Lattice, which are not affiliated with ALPS.

HFA002665