

Hartford Schrodgers Private Opportunities Fund



A: XHFAX I: XHFIX SDR: XHFSX

At Hartford Funds, we believe that delivering consistent, long-term value to investors requires continual assessment of opportunities, risks, and market dynamics.

Schrodgers Capital

An experienced investment team with access to the full capabilities of Schrodgers, a world-class asset manager with a 200+ year history.

\$18B

Private equity capital¹

13 offices

Across the US, Europe and Asia¹

25+ years

Experience managing private equity¹

Fund Highlights

A special focus on global small- and mid-sized private equity companies that are not accessible through public markets.

Target exposure to primary, secondary and co-investments² through a single allocation, with no capital calls³.

Low entry barrier with monthly subscriptions and periodic liquidity through tender offers.

\$24.4M

Fund AUM¹

64

Investment Team Members¹

\$25,000

A and I share class minimum⁴

Performance (%) (as of 9/30/24)

Share Class	Ticker	Net Asset Value Per Share	MTD	QTD	YTD	1 Year	Since Inception (7/31/23)
Class A	XHFAX	\$11.30	1.51	4.91	11.53	13.42	11.99
Class I	XHFIX	\$11.27	1.51	4.91	11.22	13.31	12.00
Class SDR	XHFSX	\$11.27	1.51	4.91	11.22	13.31	12.00
MSCI ACWI Index ⁵			2.32	6.61	18.66	31.76	--

Performance of 1 year or more is annualized.

Class A Shares Monthly Performance (%)

Year	Jan	Feb	Mar	Apr	May	Jun	Jul	Aug	Sept	Oct	Nov	Dec	YTD
2023	--	--	--	--	--	--	--	0.32	0.31	0.14	0.08	1.47	2.33
2024	1.41	1.15	1.17	2.25	0.88	-0.67	0.85	2.48	1.51	--	--	--	11.53

Class I Shares Monthly Performance (%)

Year	Jan	Feb	Mar	Apr	May	Jun	Jul	Aug	Sept	Oct	Nov	Dec	YTD
2023	--	--	--	--	--	--	--	0.38	0.36	0.20	0.14	1.53	2.62
2024	1.47	1.20	0.77	2.25	0.88	-0.67	0.85	2.48	1.51	--	--	--	11.22

Performance data quoted represents past performance and does not guarantee future results. The investment return and principal value of an investment will fluctuate so that an investor's shares, when repurchased, may be worth more or less than their original cost. Current performance may be lower or higher than the performance data quoted. For more current performance information to the most recent month ended, please call 888-660-3010.

¹ As of 6/30/24. Schrodgers refers to Schrodgers plc and its affiliates.

² An equity co-investment is a minority investment in a company made by a limited partner (LP) alongside a lead sponsor who sources, structures, and executes the transaction.

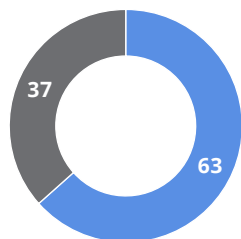
³ A capital call is a legal right of private fund managers to demand a portion of the money promised to them by investors to be deployed and invested in portfolio companies.

⁴ HFMC may in its sole discretion waive these minimums for accounts in certain circumstances.

⁵ MSCI ACWI Index is a free float-adjusted market capitalization index that measures equity market performance in the global developed and emerging markets, consisting of developed and emerging market country indices. MSCI index performance is shown net of dividend withholding tax. Indices are unmanaged and not available for direct investment.

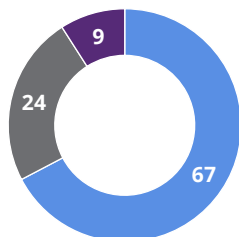
Hartford Schroders Private Opportunities Fund

Current Allocation of Private Equity Investments (ex-cash) (%)



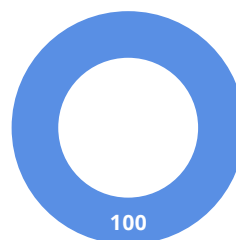
Investment Type

Co-investment	63
Secondary Single Fund	37



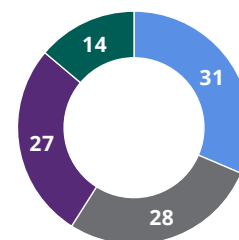
Geography

North America	67
Europe	24
Asia	9



Strategy

Buyouts	100
---------	-----



Industry

Information Technology	31
Health Care	28
Industrials	27
Utilities	14

As of 6/30/24. Source: Schroders, 9/24.

Full Holdings

Investment	General Partner	Strategy	Investment Type	% of NAV
Saber Power	Greenbelt Capital Partners MGP, LLC	Buyouts	Co-Investment	6.98
Tempo	Chronos Capital Management, L.P.	Buyouts	Secondary - GP Single Asset	5.34
All Star Healthcare	KL Champion Holdings LP	Buyouts	Co-Investment	5.22
GenOx	TRP Capital Partners	Buyouts	Secondary - GP Single Asset	5.18
National Safety Apparel	Blue Point Capital Partners, LLC	Buyouts	Co-Investment	4.69
Maiva	NanoVista	Buyouts	Co-Investment	4.56
GTT	Stirling Square Capital Partners, LLP	Buyouts	Co-Investment	4.12
OurVita	Investindustrial Advisors Limited	Buyouts	Secondary - GP Single Asset	4.11
Jet Parts Engineering	Vance Street Management LLC	Buyouts	Secondary - GP Single Asset	3.79
Connexa	Fremman Capital	Buyouts	Co-Investment	3.66
Valant	Resurgens Technology Partners, LLC	Buyouts	Co-Investment	2.68
Cash & Equivalents				50.58
Other Assets & Liabilities				-0.90
Total				100.00

As of 6/30/24. Source: Schroders, 9/24.

Holdings and characteristics are subject to change. Percentages may be rounded.

Hartford Schroders Private Opportunities Fund

Summary Terms & Fees

Inception Date	July 31, 2023				
Investor Eligibility⁶	Accredited Investors only				
Minimum Investment⁷	Classes A & I: \$25,000	Class SDR: \$5,000,000			
Subscriptions	Monthly				
Net Asset Value (NAV)⁸	Monthly				
Liquidity⁹	Targeted quarterly for up to 5% of Fund net assets subject to the approval of the Fund's Board of Trustees				
Capital Calls	None				
Tax Reporting	Form 1099				
Distributions¹⁰	Annually				
Management Fee (%)¹¹	1.50; Effective Rate Year 2: 0.25 ¹²				
Incentive Fee	None				
Total Fund Expenses (%) ¹¹		Class A	Class I	Class SDR	<i>(Net reflects impact of second year advisory fee waiver of 1.25)</i>
	Gross ¹³	7.87	7.27	7.02	
	Net ¹⁴	2.52	1.92	1.67	

⁶ An "accredited investor" as defined in Rule 501(a) of Regulation D promulgated under the 1933 Act.

⁷ HFMC may in its sole discretion waive these minimums for accounts in certain circumstances. The Fund offers three classes of Shares: Class A, Class I and Class SDR. Each class of Shares is designed for specific types of investors and has its own fee structure, allowing you to choose the class that best meets your situation. The class that may be best for you depends on a number of factors, including the amount and the length of time that you expect to invest. Not all financial intermediaries make all classes of Shares available to their clients. Third parties making Fund Shares available to their clients determine which Share class(es) to make available. Please see the prospectus for more information.

⁸ Net Asset Value (NAV) published on/around 20th calendar day after month-end.

⁹ No shareholder will have the right to require the Fund to repurchase its shares. A 2% early repurchase fee will be imposed on shares held less than one year.

¹⁰ The Fund has adopted an opt-out dividend reinvestment plan by which investors will have 100% of their distributions reinvested in additional shares of the Fund unless an investor elects to receive distributions in cash.

¹¹ Current as of the Fund's prospectus dated July 26, 2024.

¹² HFMC has contractually agreed to waive 1.25% of its management fee that is set to expire on July 31, 2025, providing an effective management fee of 0.25% in Year 2.

¹³ Gross Expenses as shown in the Fund's most recent prospectus, including acquired fund fees and expenses. Gross expenses do not reflect contractual expense reimbursement.

¹⁴ Net Expenses as shown in the Fund's most recent prospectus, including acquired fund fees and expenses. HFMC has contractually agreed to limit operating expenses (excluding management fee, Rule 12b-1 fee, sub-transfer agency fees, acquired fund fees and expenses, interest expense, and certain extraordinary expenses) to not exceed 0.75%. This contractual expense reimbursement will remain in effect at least until July 31, 2025, unless the Board of Trustees approves its earlier termination.

An investment in the Fund involves substantial investment risk with the potential for attractive returns. An investment in the Fund may be appropriate for investors with a long-term investment horizon who have the risk tolerance commensurate with an investment in the Fund and sufficiently understand the Fund's strategy, characteristics and risks, and have sufficient liquid assets to absorb potential losses and accept the lack of liquidity.

Alternative investments are complex, speculative investments and are not appropriate for all investors. All investors in the Fund must be "Accredited Investors," as defined in Regulation D under the Securities Act of 1933. Please note tax-exempt investors (such as retirement accounts) may be subject to unrelated business taxable income if invested in the Fund. Tax-exempt investors are urged to consult with their own tax professional prior to making an investment in the Fund.

An investment in the Fund is considered illiquid.

To learn more about the Hartford Schroders Private Opportunities Fund, please talk to your financial professional and visit us at hartfordfunds.com

Unlisted Closed-End Fund Risks. The Fund is an unlisted closed-end fund. There is not expected to be any secondary trading market in the Fund Shares. The Fund differs from a mutual fund that offers daily redemption of fund shares at net asset value. Also, unlike many closed-end funds, the Shares are not listed on any securities exchange. To provide shareholders with limited liquidity, the Fund may repurchase Shares quarterly. If and when the Fund did repurchase shares, the Fund would repurchase Shares from shareholders quarterly in an amount up to 5% of the Fund's net asset value as of the prior calendar quarter end. The Fund does not anticipate conducting a tender offer for at least the first 12 months of operation. The Fund's Board of Trustees has complete discretion to determine whether the Fund will engage in any share repurchase. The Fund's distributions may be funded from unlimited amounts of offering proceeds or borrowings, which may constitute a return of capital and reduce the amount of capital available to the Fund for investment. A return of capital to shareholders is a return of a portion of their original investment in the Fund, thereby reducing the tax basis of their investment. As a result of such reduction in tax basis, shareholders may be subject to tax in connection with the sale of Fund Shares, even if such Shares are sold at a loss relative to the shareholder's original investment.

Investment Strategy Risks: The Fund is a newly organized, non-diversified, closed-end management investment company with limited operating history that may be subject to additional risks. Security prices fluctuate in value depending on general market and economic conditions and the prospect of individual companies. • Private equity investments involve a high degree of business and financial risk that can result in substantial losses. The valuation of private equity investments is complex and is typically based on fair value as determined in good faith by the Fund according to the Fund's valuation procedures. The Fund's net asset value could be adversely affected if the Fund's determination regarding the fair value of the Fund's investments were materially higher than the values that the Fund ultimately realizes upon disposal of such investment. • Illiquid and restricted securities may be difficult to dispose of at a fair price at the times when the Fund believes it is desirable to do so. A particular investment may become illiquid, making it difficult for the Fund to sell that investment at an advantageous time or price. • Foreign investments may be more volatile and less liquid than U.S. investments and are subject to the risk of currency fluctuations and adverse political, economic, and regulatory developments. • Small-cap and Mid-cap securities can have greater risks and volatility than large-cap companies. • Leverage can increase market exposure, magnify investment risks, and cause losses to be realized more quickly. • Obligations of U.S. Government agencies are supported by varying degrees of credit but are generally not backed by the full faith and credit of the U.S. Government. • Because the Fund is non-diversified, it may invest in a smaller number of issuers, and may be more exposed to risks and volatility than a more broadly diversified fund. • To the extent the Fund focuses on one or more sectors, the Fund may be subject to increased volatility and risk of loss if adverse developments occur. • Financially material environmental, social and/or governance (ESG) characteristics are one of several factors that may be considered and as a result, the investment process may not work as intended.

Investors should carefully consider a fund's investment objectives, risks, charges, and expenses. This and other important information is contained in the fund's prospectus, which can be obtained by visiting hartfordfunds.com. Please read it carefully before investing.

The Hartford Schroders Private Opportunities Fund is distributed by Hartford Funds Distributors, LLC (HFD), Member FINRA. Advisory services are provided by Hartford Funds Management Company, LLC (HFMC). Schroder Investment Management North America Inc. (SIMNA) serves as the Fund's sub-adviser and Schroders Capital Management (US) Inc. (Schroders Capital) serves as the Fund's sub-sub-adviser. HFMC, SIMNA, and Schroders Capital are all SEC registered investment advisers. Hartford Funds refers to HFD and HFMC, which are not affiliated with any sub-adviser. The Fund is only offered and sold to persons in the United States and its territories.